



INVESTOR PRESENTATION

DISRUPTING THE VARICOSE VEIN MARKET
WITH **SONOVEIN**®

February 2025

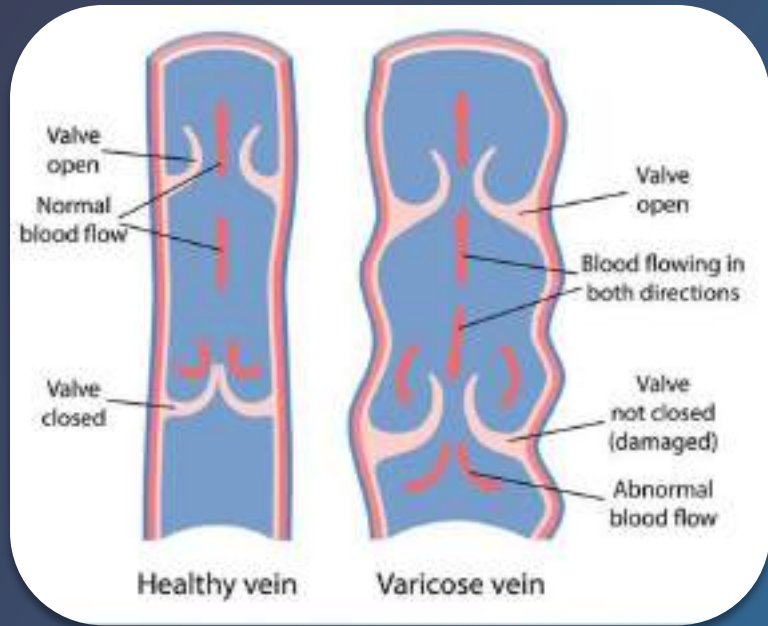
EXECUTIVE SUMMARY

- **A disruptive approach to varicose vein treatment:** SONOVEIN® is totally non invasive and robotic driven
- **Huge market:** varicose veins affect 1 in 3 adults, 13 B\$ total market
- **Proven technology:** 90% to 100% efficacy*, zero serious adverse event, 3 000+ veins treated, commercial PoC
- **US market path :** FDA-approved pivotal study results expected Summer 2025, FDA approval expected next year
- **Commercial strategy:** accelerate on EU + Middle East markets, during US + China reg. approval processes
- **China path:** strong local partnership and joint-venture ramp-up for domestic and imported devices
- **R&D:** Minimum Viable Product reached in 2024, transformative improvements planned for 2025 and 2026
- **Financials:** from 2025 onward, expected +100% CAGR revenues from commercial acceleration.

Market Overview



VARICOSE VEINS: A WIDESPREAD CONDITION



WHAT ARE VARICOSE VEINS?

Varicose veins are swollen, twisted subcutaneous veins of the lower leg

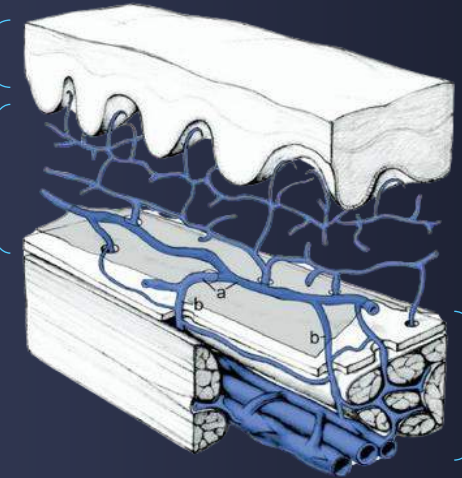
Defective of the valves results in reflux of blood in the veins

Incompetent saphenous veins often have to be eliminated

THE VENOUS SYSTEM


Superficial compartment
Cosmetic impact

Saphenous compartment
Often incompetent



Deep venous system
Main venous stream

ONE IN THREE ADULTS



31% of adults aged 18 to 64 are affected by varicose veins

Source: Maurins et al., 2008

A DISRUPTIVE TREATMENT FOR VARICOSE VEINS

Two main current methods...

STRIPPING
INVASIVE ++



Surgery*

ENDOVENOUS
INVASIVE +




Laser, Radiofrequency, Glue**

... manual, stressful and risky

- Anesthesia
- Surgery
- Sterile space needed
- Potential serious adverse events
- Manual procedure

SONOVEIN®
VERY LOW RISK

NON INVASIVE
NO SURGERY



ROBOTIC
DRIVEN

- No serious adverse event to date
- Robotic driven, live US monitoring
- Quick walk-in walk-out procedure
- One operator only
- Data collection-capability & AI automation potential

VARICOSE VEINS: A MULTIBILLION \$ MARKET POTENTIAL

ALIGNED WITH CURRENT MARKET TRENDS



\$13B

Current medical costs for varicose vein treatments worldwide



5M+

Annual addressable procedures



50% of people are afraid of surgery as varicose veins are not life-threatening, some patients refuse surgical treatments



Seamless integration into **aesthetic and cosmetic centers** outside the surgical field.

- **6,5% annual growth** in varicose veins patients driven by
 - 1 Age
 - 2 Obesity
 - 3 Lifestyle

- **54% of undiagnosed patients** in industrialized countries
- Largely **unmet medical need** in emerging countries + China

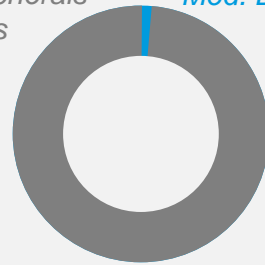
SONOVEIN is often the **only suitable option** for patients refusing surgery

SONOVEIN potentially addresses a major **out-of-pocket aesthetics market**

SONOVEIN VALUE CREATION FOR MEDICAL DEVICES IN A MULTIBILLION \$ MARKET POTENTIAL

Surgical stripping

Peripherals costs Med. Device cost



1-2%

stripping hook : \$10-30



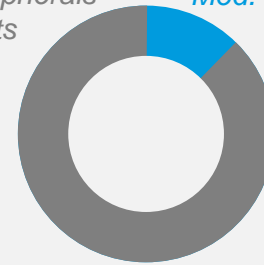
98-99%

sterile room, hospital stay, nurses, anesthetist doctor's fee

Minimally
invasive
revolution

Endovenous

Peripherals costs Med. Device cost



10-20%

Fiber/catheter : \$200-\$1k



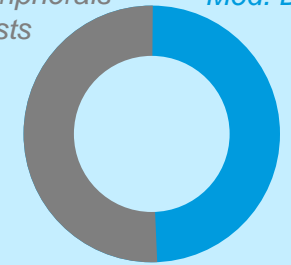
80-90%

sterile room, post-op recovery, nurses, anesthetist doctor's margin

Non
invasive
revolution

SONOVEIN

Peripherals costs Med. Device cost



Up to 50%

Sonovein per use : \$1k-3k



50%+

Office rental doctor's margin

Medical device costs

Peripherals costs

Medical device market potential

5-10 M€

500 M€ - 1B€

Several B€

SONOVEIN®

A game-changing technology

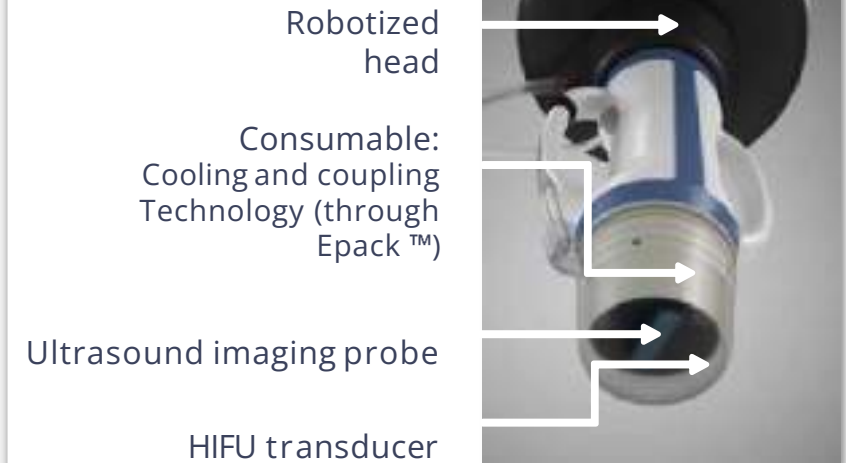


SONOVEIN[®], A NON-INVASIVE ROBOTIC SOLUTION

- 1 Robotized head
- 2 Touchscreen
- 3 Treatment head
- 4 Rear handle and brakes
- 5 Front connection panel
- 6 Ultrasound probe
- 7 Cooling system



Robotic treatment head with embedded ultra-sound imaging



Millimetric treatment accuracy

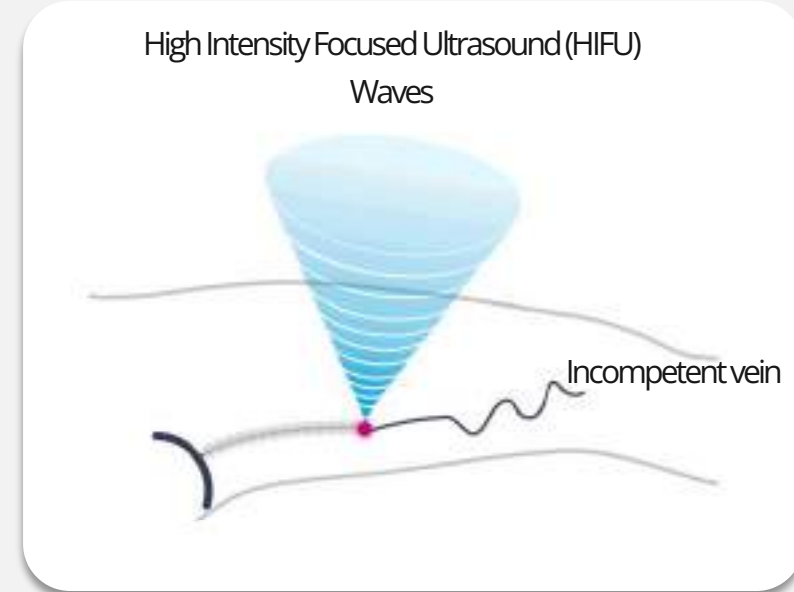
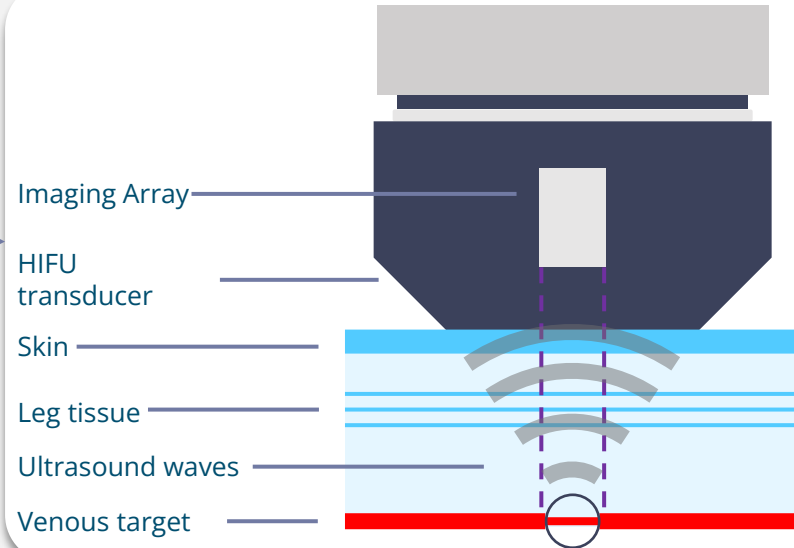


[Video link](#)

INTELLECTUAL PROPERTY

Active patents : 134 granted, 170 filed, 23 families in HIFU procedure safety & efficacy, system design and application

SONOVEIN[®], A NON-INVASIVE ROBOTIC SOLUTION



The energy is delivered via the extra-corporeal treatment probe.

The high-energy ultrasound waves **propagate through** the **skin** and are focused on a **portion** of the **target tissue**, generating **controlled heating** and causing the **ablation** of tissue within the focal area.

The process is then repeated in a stepwise fashion with robotic driven movements.

The tissue and its reaction is monitored in real-time with embedded ultrasound imaging.



Non-invasive



No scars



No infection



No recovery room

SONOVEIN[®], A NON-INVASIVE ROBOTIC SOLUTION

A simple and quick workflow

Typical treatment **45-60 minutes**

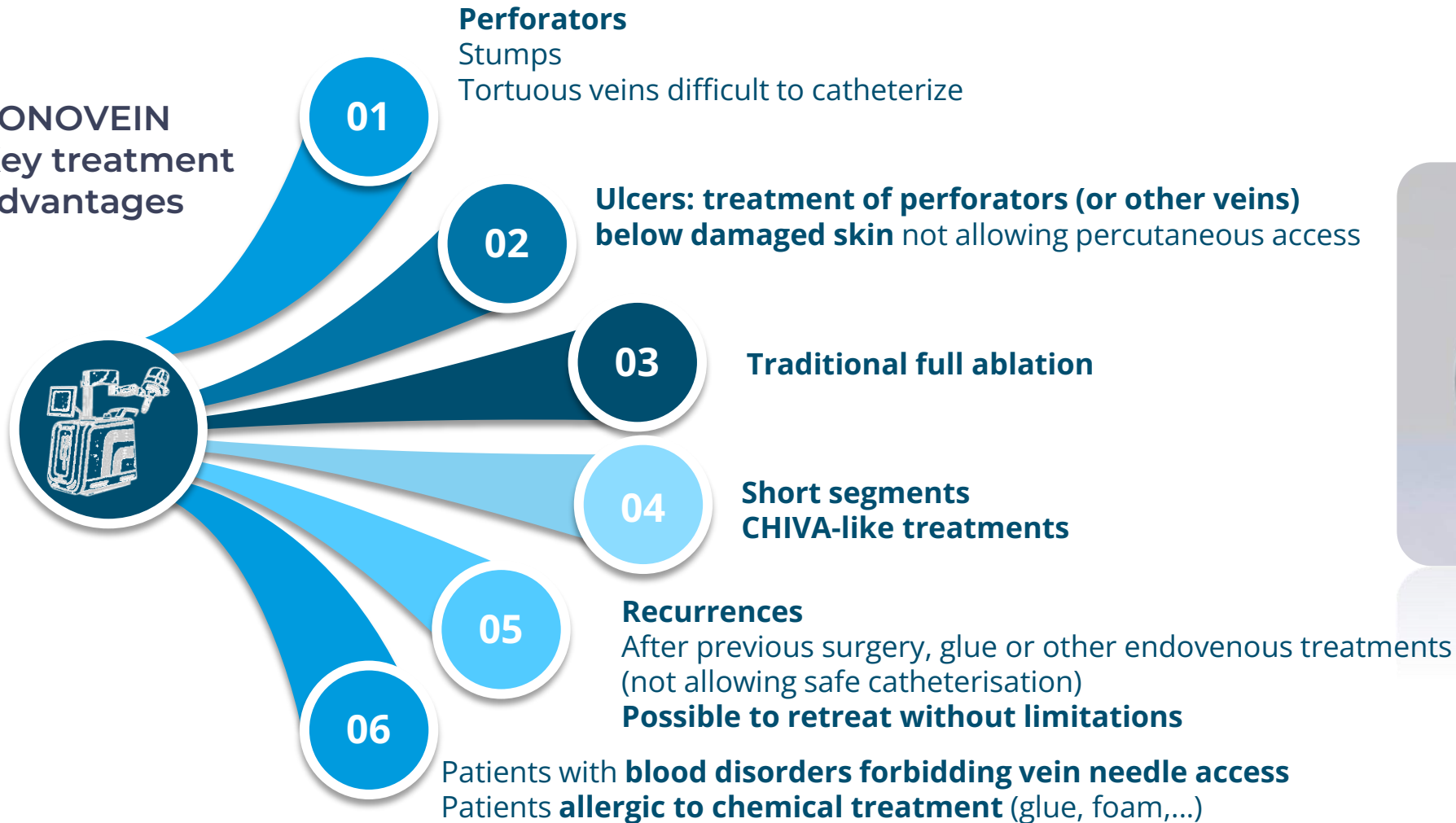


Step	1. Preparation	2. Treatment	3. Wrap-up
Description	<ul style="list-style-type: none"> ▪ Room preparation ▪ Device set up ▪ Pre-treatment imaging with hand probe 	<ul style="list-style-type: none"> ▪ Treatment head positioning ▪ Automatic skin detection ▪ Vein detection ▪ Power setting ▪ Pulse and pause ▪ On-screen monitoring of the vein 	<ul style="list-style-type: none"> ▪ Post-treatment imaging ▪ Treatment report export
Time	[5-10] minutes	[30-60] minutes	[5-10] minutes

SONOVEIN: THE SWISS KNIFE OF VEIN TREATMENT

PRODUCT VERSATILITY DRIVING VALUE AND MARKET PENETRATION

SONOVEIN Key treatment advantages



SONOVEIN®

A product ready for scale-up



SONOVEIN[®], NOW A MATURE DEVICE

EFFECTIVE AND SAFE TREATMENT OF VARICOSE VEINS



OVER 3,000 VEIN TREATMENTS TO DATE

- 90% to 100% efficacy*
- 0 severe adverse event**
- Treatment duration ≤ 1 h



+ 19 SITES IN OPERATION IN 13 COUNTRIES

- Europe, Asia, Middle East, U.S.
- Top centers at more than 100 treatments/year



+ CE MARKING OBTAINED IN 2019

Latest generation of Sonovein in the process to obtain the new MDR CE marking



+ FDA FEASIBILITY STUDY FINALISED

FDA Pivotal study: started in 2023, treatments finished in June 2024



SONOVEIN[®], NOW A MATURE DEVICE

EFFECTIVE AND SAFE TREATMENT OF VARICOSE VEINS

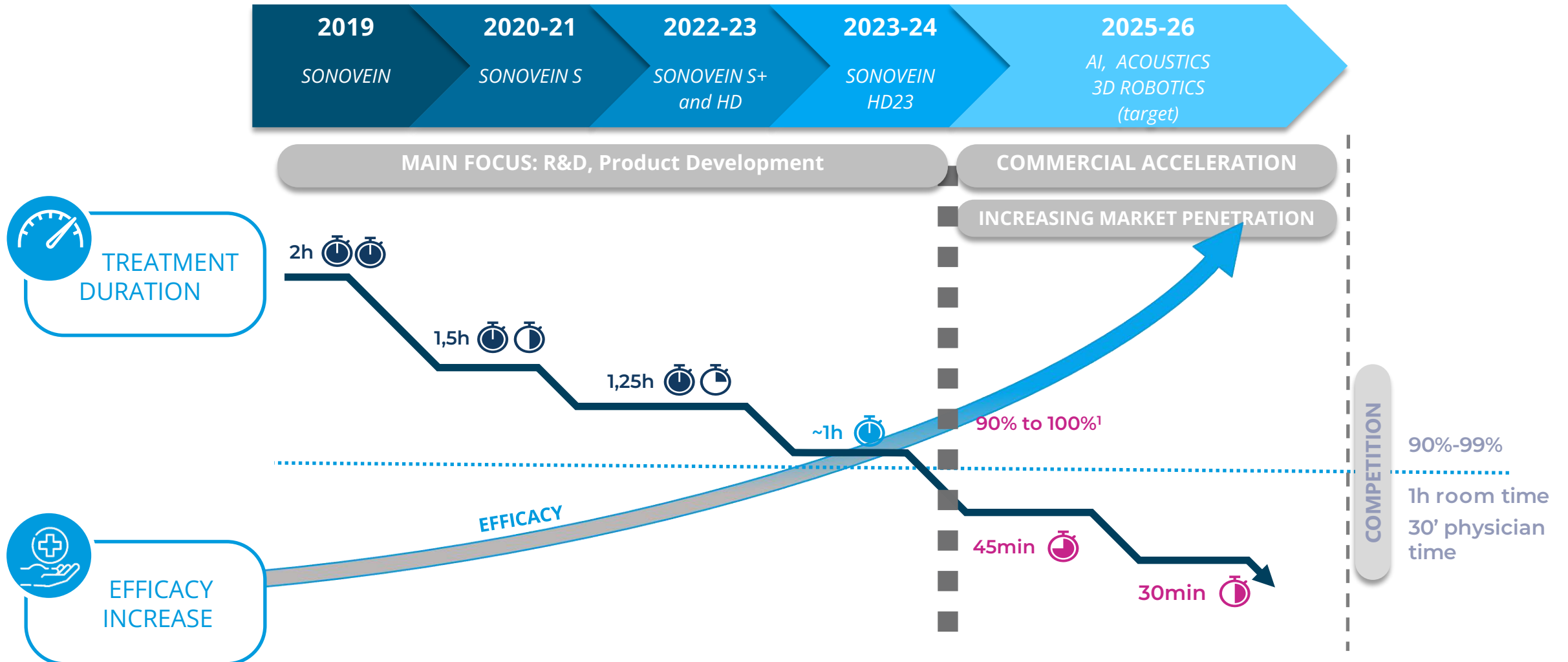


Selected publications and congress presentations with **90% to 100%** efficacy, on **6+ sites** across Europe, across **hundreds of patients**, up to **3-year follow-up**, in **commercial** routine

TYPE OF RESULT	AUTHOR	EFFICACY RESULTS	TITLE	LOCATION / REFERENCE
Congress Presentation	Prof. Casoni Parma, Italy	2-Year Results : 362 veins treated 16 Perforators = 94% Occlusion Rate	What's new ? - High Intensity Focused Ultrasound (SONOVEIN)	Italian Society of Physiology Roma, Italy, 2024
Publication	Dr. Elias Englewood, USA	First Ever SONOVEIN Chapter written in an American Reference Book	Chapter 45: High Intensity Focused Ultrasound (HIFU) for chronic venous disease	Handbook of Venous and Lymphatic Disorders , 2024
Publication	Prof. Casoni Parma, Italy	Out of 188 limbs treated, shrinkage/closure rate = 93,3% at 1 Week / 98,2% at 1 Month / 97,6% at 6 Months / 98,3% at 12 Months	HIFU in treating GSV vein incompetence: Perioperative and 1-year outcomes	Phlebology , 2024
Publication	Dr. Casoni Parma, Italy	1-Year Results on 188 Limbs : 98,3% Occlusion	High intensity focused ultrasound in treating great saphenous vein incompetence...	Phlebology , 2024
Congress Presentation	Dr. Carvajal Marbella, Spain	90% Occlusion Rate on 205 Veins	High Intensity Focused Ultrasound (HIFU)	Vein In Venice , Venice, Italy, 2024
Congress Presentation	Dr. Stalnikiewicz Lille, France	Occlusion Rate is Close if not 100% on GSVs & 70 - 80% on Perforators	High Intensity Focused Ultrasound (HIFU): short mid-term results	
Publication	Dr. Reyero, Dr. Lamoca Madrid, Spain	3-Year Results on 119 Patients : 94,1% Occlusion Rate	Treatment with Localized High Intensity Ultrasound ... 3-Year Results	Angiologia , Spain, 2023
Congress Presentation	Dr. Steinbacher Melk, Austria	100% Occlusion Rate on 23 Veins with Sonovein HD, No Side Effects	First Experience with Sonovein HD	AVF 2023 , San Antonio, Texas, 2023
Congress Presentation	Pr. Strejcek Prague, Czech Republic	90,2% Occlusion Rate on 41 Patients	Overview of a Pool of 41 Veins Treated in Routine Activity Over a 1-Month Period	AVF & UIP , San Antonio & Miami, 2023
Publication	Pr. Strejcek Prague, Czech Republic	First Ever SONOVEIN Chapter Written in a European Reference Book	Chapter 15 : Ecotherapy (HIFU)	Manual of Ambulatory Phlebology , Frullini, Italy, 2023

SONOVEIN[®], NOW A MATURE DEVICE

R&D AS A MARKET PENETRATION DRIVER



R&D AS A MARKET PENETRATION DRIVER

IMPROVING THE PRODUCT TO ENLARGE ADDRESSABLE PATIENTS & CENTERS



**ACCELERATE
TREATMENT TIME**

From: 45 min to 1h

Down to: 30min



**IMPROVE
EASE OF USE**

From: a device for an ultrasound trained medical doctor

Down to: an AI-guided, intuitive device for a non-specialist



**INCREASE ADDRESSABLE
PATIENT POPULATION**

From: mostly great saphenous* vein

Up to: more types of veins, larger, deeper



KEY ENABLERS:

AI – treatment assistance

ACOUSTICS – faster pulse

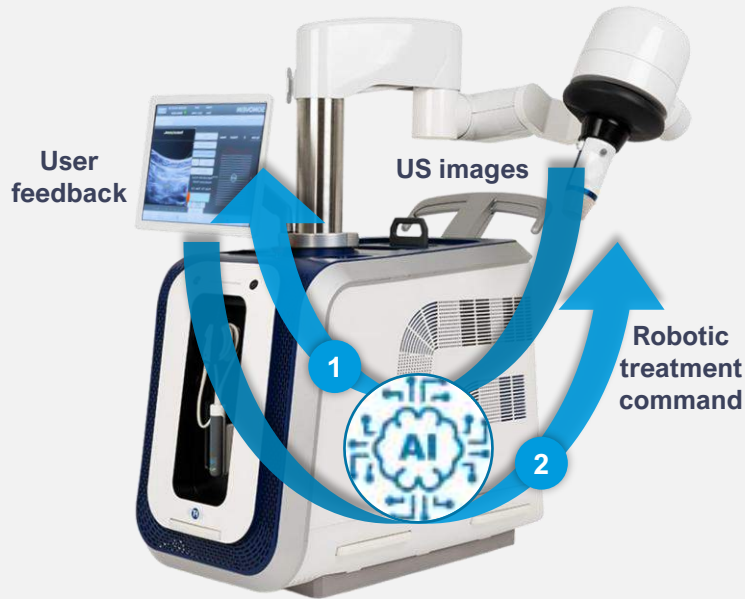
ROBOTICS – faster positioning

CLINICAL PRACTICE

Regular technical logs analysis identifies the most valuable improvement needs and drives R&D project priorities

R&D AS A MARKET PENETRATION DRIVER

WHY AI IS THE FUTURE OF SONOVEIN



Live imaging + robotics + AI engine => road to automated treatment

1 The SONOVEIN is permanently collecting US imaging and technical data

=> an integrated AI engine (GPU) could analyse and propose treatment action:

- Locate the vein / target
- Move to target
- Choose the adapted treatment parameters
- Deliver the therapy
- Move on to the next relevant location

AI algorithms are particularly efficient for these tasks

2 Leveraging its robotic and control features, the SONOVEIN could autonomously execute the proposed treatment action

AI enables simpler, more intuitive and significantly faster treatments, reducing the learning curve and providing new doctors with the expertise of an experienced KOL

SONOVEIN®

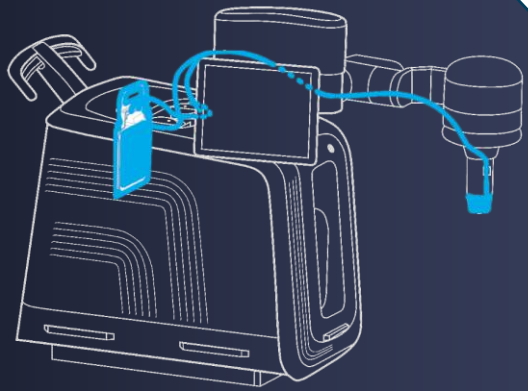
Go-to-Market strategy



GO TO MARKET ACCELERATION

TWO BUSINESS MODELS

FAVORING RECURRING REVENUES



OUR CONSUMABLE

Single-use **E-Pack™**: ensures cooling and coupling

PAY-PER-USE

Paying per consumables, all inclusive

(w/ monthly min. quantity)

Europe & USA

DIRECT SALES*

Capital equipment
+
Consumables
+
Service

China, Middle East & R.o.W.

Diversified customer targets



Large centers:
hospitals, vein clinics



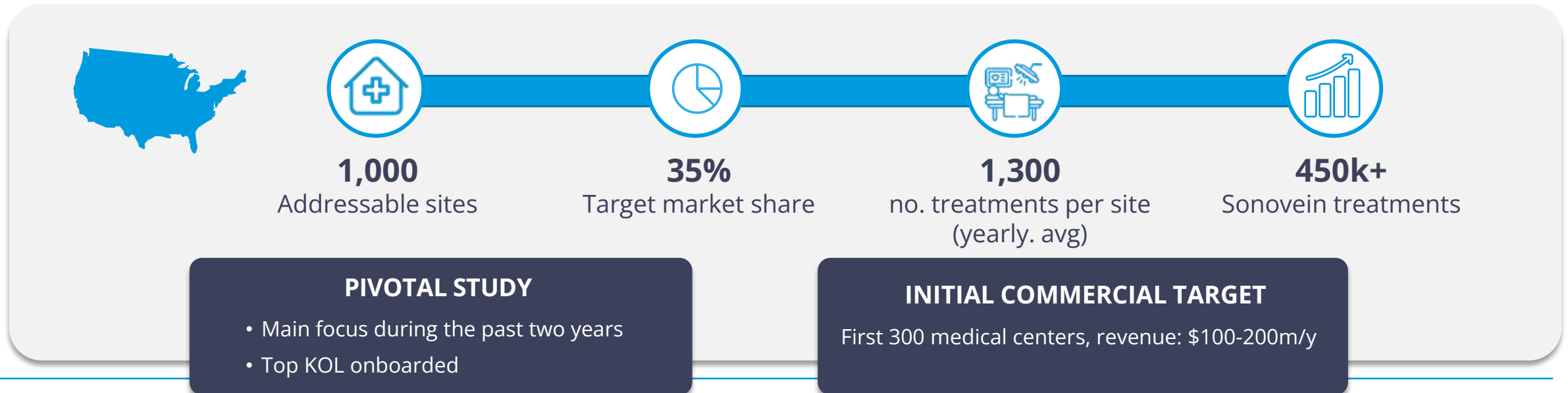
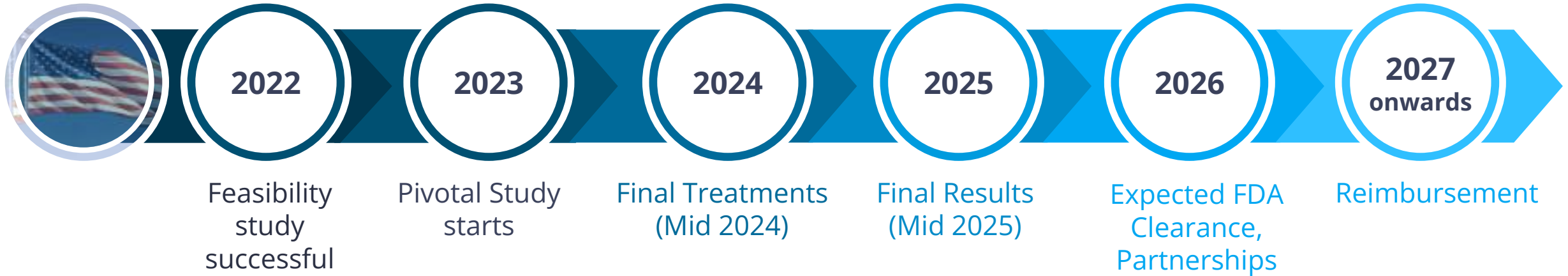
Small physician
offices



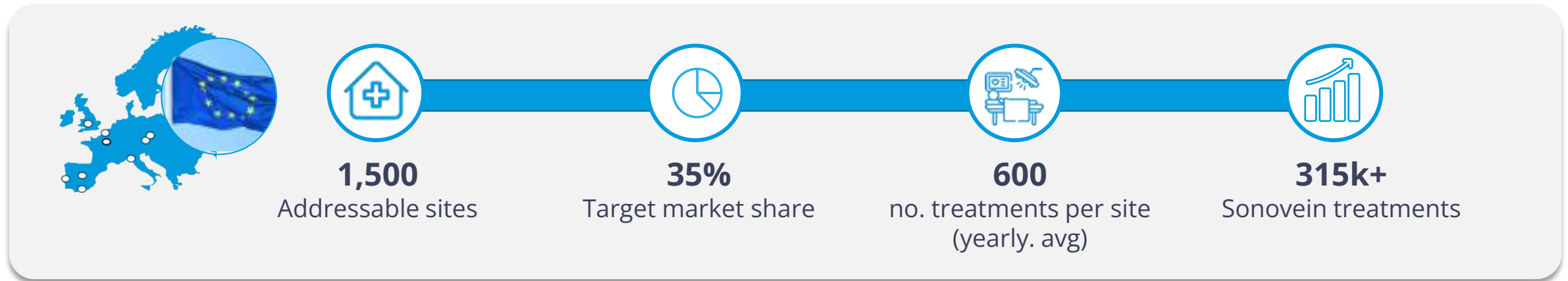
Aesthetics and
cosmetics clinics

US MARKET: A MAIN PRIORITY

FDA STUDY TREATMENTS COMPLETED



EU MARKET: A COMMERCIAL POTENTIAL AND PARTNERSHIPS DEVELOPMENTS



COMMERCIAL RAMP-UP

- Tier-1 sites at 100 or 150 treatments per year already
- Commercial relationships and existing recurring revenue
- Start of reimbursement in some countries (Spain, Italy)

PRODUCT REFINEMENT WITH KOL

- Fine-tuning product, protocols, and business offering
- Real-life field feedback and product needs collection
- Diversity of market practices addressed
- Data collection for next AI developments

INTERNATIONAL AWARENESS

- Sonovein's promotion by KOL* in some of the largest European countries: Italy, France, Spain and the UK
- 50+ conferences by 15 KOL and 7 reference scientific papers
H1 2024: 13 presentations in 9 int. conferences in 7 countries

OPPORTUNITIES IN CHINA AND REST OF THE WORLD



MARKET

- Largest potential varicose vein market in Asia
- Underserved market that could move directly to Sonovein's non-invasive solution to reach so far untreated patients

CHINESE MARKET PATH & PARTNERSHIP WITH FURUI

- Domestic product development and market access via Furui
- Global manufacturing
- JV's products sold only in China

NEXT MILESTONES

- Joint-Venture with Furui
- Prototyping
- Registration
- Clinical trial start (1-2 years)



MARKET

- Inbound demand from some countries, especially Middle East
- Business Model: Sonovein acquisition
- Large untapped market, not yet quantified

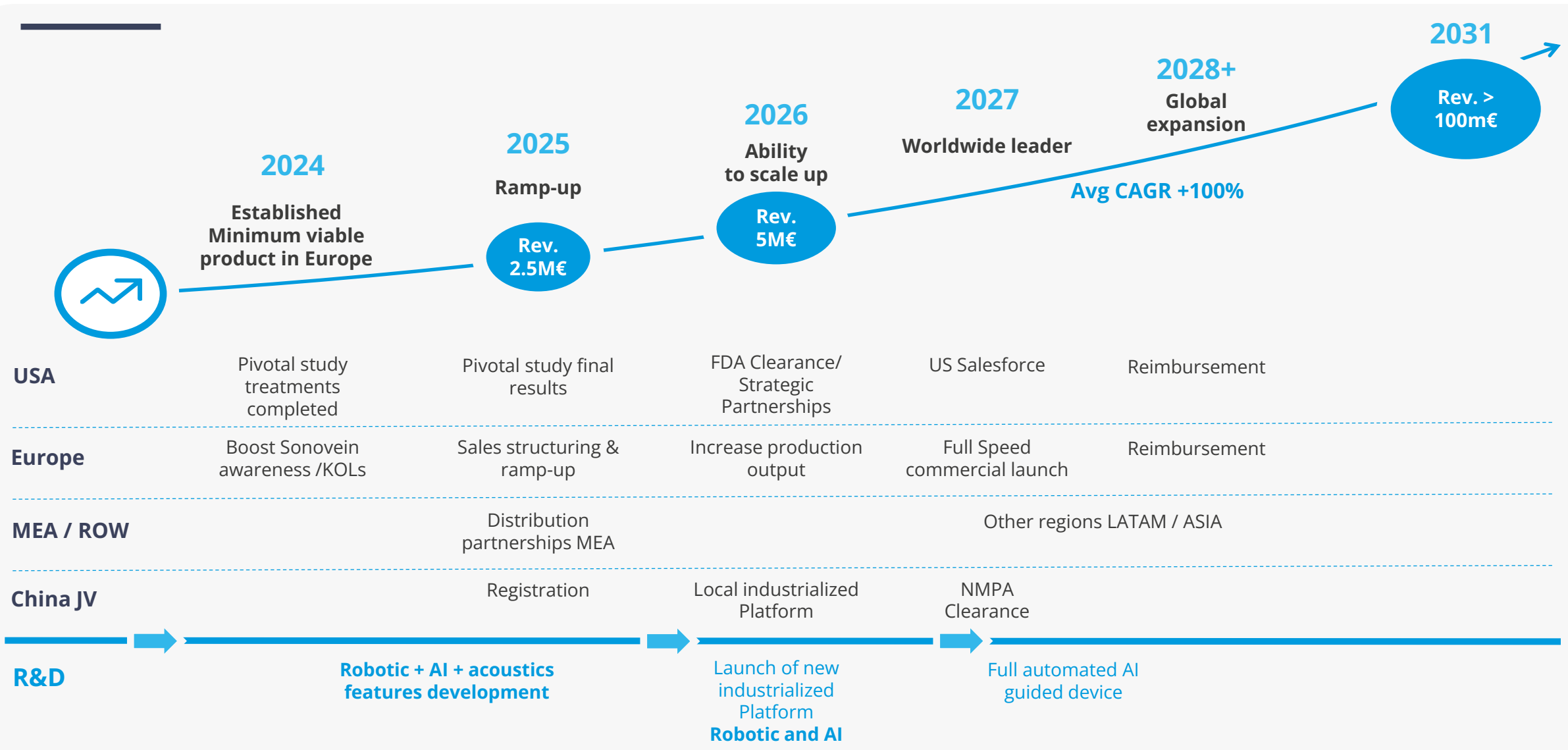
MARKET PATH

- Opportunistic sales of Sonovein
- Short term focus : Middle East
- Longer term focus: Latin America, Rest of Asia (India, etc)

ROW TARGETS

- ±90 Sonovein sold in 2030
- Consumables sales attached to the machines

GROWTH ROADMAP AND KEY MILESTONES



SONOVEIN®

A foundation for future perspectives



SONOVEIN SUCCESS IN VARICOSE VEINS WILL OPEN THE WAY TO OTHER THERAPIES

VARICOSE VEINS

Build platform

Succeed 1st commercial
breakthrough

THYROID NODULES

\$3.6B market
1,800,000 annual thyroid
nodules surgeries WW

Theraclion's
historical market

Latest Vein platform can
disrupt the Thyroid market

BREAST CANCER

\$20B market, strong growth

Huge potential for HIFU
combined with traditional
therapies: immunology or
chemotherapy

Clinical studies ongoing at
University of Virginia with
Theraclion's device

MORE INDICATIONS

Hyperthermia - Possibility
to heat cancer tissue
locally prior to
radiotherapy

Research programs ongoing

Other indications


THERACLION Structured for Success



A SHARP AND ENGAGED MANAGEMENT TEAM



A SKILLED & DYNAMIC NEW LEADERSHIP TEAM



Martin Deterre, PhD
CEO
15y. exp
Livanova, Pixium
M.I.T.,
Polytechnique
*Theraclion since Dec.
2020 as CTO
CEO since 2023*



Christophe Lamboeuf
CFO
30+y. exp
Mauna Kea, Intrasure, Skytech, GE, etc.
Theraclion since Sept. 2024


... SUPPORTED BY A STABLE AND EXPERIENCED TEAM



Marie Berne
Head of Marketing & Customer Relations
10y. exp
Dior, Figaret, EM Lyon
THC since Oct. 2021



Michel Nuta, MD
Chief Medical Officer
30+y. exp, ex-VNUS
THC since Jan. 2013



Jérémie Anquez, PhD
Chief Scientific Officer
15+y. exp
Telecom ParisTech
THC since June 2010



Gaylord Tallec, PhD
VP Operations
15y. exp
CEA, lifeseach
THC since Sept. 2016



Vivien Jourdain
VP QARA
10y. exp
Mauna Kea
THC since Oct. 2015



29 employees based
in Paris, France
**23 engineers, 6 PhD,
1 PharmD, 1 MD**

AN EXPERIENCED AND SUPPORTIVE BOARD

AN EXPERIENCED CHAIRMAN



Yann Duchesne
Chairman of the board
McKinsey 20y.
Private Equity 13y.
Theraclion since 2022

WITH HIGHLY QUALIFIED BOARD MEMBERS



Lijuan Deng
Board Member
17+y. in healthtech
Board of Echosens, Furui
THC since 2023



Ari S. Kellen, MD
Board Member
US-based, Ex. McKinsey,
Experienced operating executive
and advisor in US healthcare
THC since 2019



Shawn Langer, MD
Board Member
US-based, Ex. senior partner
McKinsey, 20+y. of healthcare
industry experience
THC since 2019



Claude Lenoir
Board Member
Former CEO of Echosens
and Air Liquide Medical
Systems
THC since 2023



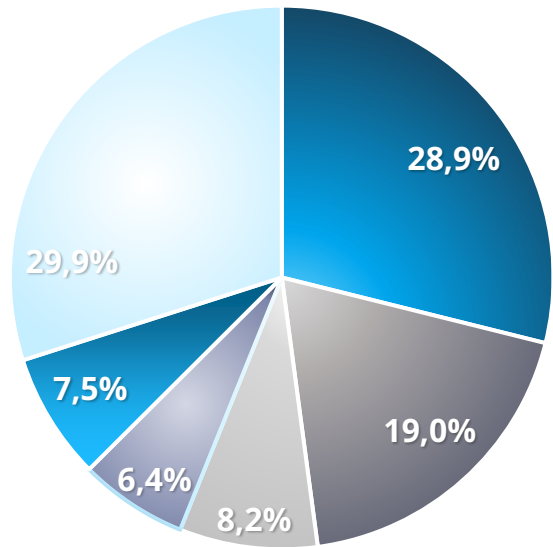
Mehdi El Glaoui,
Pharm.D
Board Member
Ex-CEO Lab. Cassenne,
Wyeth, Marjorelle
THC since 2021



Cédric Bellanger
Board Member
CBML / Augusta
Real Estate & Capital Investment
fund manager
THC since 2022

THERACLION SHAREHOLDING STRUCTURE

SHAREHOLDERS (as of December 31st, 2024)



- Furui
- Concert Bernard Sabrier
- Management
- Opus Chartered
- Other funds
- Free Float

FURUI (300049:CH): GENUINE STRATEGIC PARTNERSHIP

- **Theraclion's investor since 2016**
- **China JV created in 2017**
- **Replication of Echosens' Success:**
 - **Echosens (France):** +/-300 employees, global leader in non-invasive liver diagnostics.
 - **Furui lead development in China,** supports R&D in France and global commercial deployment.
 - Echosens China is a **key contributor to Echosens Global P&L.**



- **HIFU:** High Intensity Focused Ultrasound is a non-invasive therapeutic technique that uses non-ionizing ultrasonic waves to heat or ablate tissue.
- **Venous reflux or Chronic Venous Insufficiency (CVI):** occurs when veins no longer circulate blood properly. It often affects the leg veins, causing blood to pool and leading to swelling and discomfort.
- **Serious Adverse Events (SAE):** an adverse reaction that results in death, is life-threatening, requires hospitalisation or prolongation of existing hospitalisation, results in persistent or significant disability or incapacity, or is a birth defect.
- **CEAP classification:** the CEAP (Clinical-Etiology-Anatomy-Pathophysiology) classification is an internationally accepted standard for describing patients with chronic venous disorders
- **FDA:** Food and Drug Administration
- **KOL:** Key Opinion Leader
- **PoC:** Proof of Concept

DISCLAIMER

This presentation does not constitute an offer to sell or a solicitation of a THERACLION share purchase offer.

Some information in this document may include projections and forecasts. THERACLION believes that these forward-looking statements are based on reasonable assumptions as at the date of this document, which are subject to numerous risks and uncertainties. As a result, the numbers and ratings provided may differ significantly from the projected figures. THERACLION neither undertakes nor has the obligation to update the forward-looking information contained in this presentation to reflect any unforeseen event or circumstance occurring after the date of this presentation.

The information contained in this document has been selected by the Group's General Management to present THERACLION and THERACLION's results. This document has not been independently verified. THERACLION makes no commitment as to the accuracy or completeness of this information. None of THERACLION's representatives can be held responsible for any loss resulting from the use of this presentation or its content.

Under no circumstances will THERACLION assume any responsibility for any investment or other decisions made on the basis of the information provided in this presentation. Readers are advised to review the company's financial information and the applicable AMF filings of the company before making any investment or other decision.

Thank you!

FOLLOW US ON LINKEDIN FOR UPDATES

THERACLION

244 av. Pierre Brossolette
92240 Malakoff

T +33 1 55 48 90 70

E contact@theraclion.com



bit.ly/3KYQKJD



APPENDICES



2024 Half Year P&L : Net loss of 3 M€

En K€	H1 2024	H1 2023	Var
Sales	(238)	981	(124%)
Other Income	187	0	
Total Operating Revenues	(51)	981	(105%)
Cost of Sales	(231)	532	(143%)
External operating expenses	1 640	1 115	47%
Comp & Ben.	1 662	1 957	(15%)
Other operating expenses	544	556	(2%)
Total operating expenses	3 614	4 160	(13%)
Operating profit	(3 665)	(3 179)	15%
Financial revenue/ (expense)	82	(65)	(227%)
non recurring profit / (loss)	16	263	(94%)
R&D tax credit	(525)	(504)	4%
Net Profit / (Loss)	(3 043)	(2 476)	(22,9%)

Negative sales after booking a 680 K€ negative adjustment on old Echopulse generation

Provision for risk booked in 2023:

- 297 K€ stocks depreciation (Echopulse)
- 202 K€ accruals for risk
- 60 K€ bad debts

Interests gain on long term bank savings in 2024

- In 2023: includes Coface/BPI insurance coverage & subsidies: 266 K€

2024 Half Year BALANCE SHEET – Improved Working Capital

KE	H1 2024	FY 2023	Var.
Non-current assets	2 479	2 542	(63)
Including intangible assets	1 178	1 225	
Including tangible assets	97	106	
Of which non-current financial assets	1 205	1 211	
Current assets	11 703	16 122	(4 419)
Inventory	3 171	3 055	
Cash and cash equivalent	5 898	7 815	
Other assets	2 633	5 252	
Total Asset	14 182	18 664	(4 482)
Equity	2 604	5 777	
Non current liabilities	6 290	6 290	
Including advances from BPI	6 290	6 290	
Current liabilities	5 288	6 597	(1 309)
Incl. Accruals for Risk & Curr. Exposure	246	215	
Incl. Loans (PGE)	1 620	1 947	
Total Liabilities	14 182	18 664	(4 482)

- **Accounts receivables** down 2,6M€ : +2M€ licenses in 2023 paid in 2024 and 600K reduction of other A/R.

SONOVEIN® TREATMENT – ULCERS

95-YEAR-OLD ULCER PATIENT



Before treatment

- Open ulcer
- Hardened skin
- Cold leg
- Suppurations
- Foul smell
- Pain



After 3 months

- Closed ulcer
- Soft/normal skin
- Normal temperature
- No suppurations
- No characteristic smell
- No pain

PUBLICATIONS & PRESENTATIONS ABOUT SONOVEIN®

REFERENCE PUBLICATIONS

SOURCE	AUTHOR	TITLE AND REFERENCE	YEAR
Phlebology Journal	Prof. Paolo Casoni	Action of high intensity focused ultrasound (HIFU) ablation on the venous wall: Histopathological analysis, insights, and perspectives DOI: https://doi.org/10.1177/02683555241297215	2024
Handbook of Venous and Lymphatic Disorders	Dr. Steve Elias	Chapter 45: High Intensity Focused Ultrasound (HIFU) for chronic venous disease DOI: https://doi.org/10.1201/9781003328971	2024
Phlebology Journal	Prof. Paolo Casoni	High Intensity Focused Ultrasound in treating great saphenous vein incompetence: Perioperative and 1-year outcomes DOI: 10.1177/02683555241243161	2024
Société Française de Phlébologie	Dr. Guillaume Stalnikiewicz	Non-invasive thermal treatment of great saphenous varicose veins using ultrasound therapy Update of efficacy and safety data based on a series of cases Link : https://www.phlebo-online.org/traitement-thermique-non-invasif-des-varices-grandes-saphenes-par-echotherapie	2023
Clinical, Cosmetic and Investigational Dermatology	Prof. Mark Whiteley	Current Best Practice in Management of Varicose Veins DOI: 10.2147/CCID.S294990	2022
EJVES Vascular Forum	Dr. Alfred Obermayer	Extracorporeal Treatment with High Intensity Focused Ultrasound of an Incompetent Perforating Vein in a Patient with Active Venous Ulcers DOI: 10.1016/j.ejvsf.2020.11.005	2021
Karl Landsteiner Gesellschaft	Dr. Alfred Obermayer	Weltpremiere : Perkutaner Verschluss von insuffizienten Venen mittels Ultraschall (HIFU) <i>[English] World premiere: Percutaneous closure of insufficient veins using ultrasound (HIFU)</i> Link: https://www.karl-landsteiner.at/pdf/LT/Vortrag%2011.%20Landsteiner%20Tag%202020%20Obermayer.pdf	2020
Current Medical Research and Opinion	Prof. Mark Whiteley	High intensity focused ultrasound (HIFU) for the treatment of varicose veins and venous leg ulcers - a new non-invasive procedure and a potentially disruptive technology DOI: 10.1080/03007995.2019.1699518	2019

2024 PRESENTATIONS: 18 events, 10 speakers, 8 countries *(to date)*

EVENT	SPEAKER	TITLE	LOCATION	DATE
38th GMS Vascular Medicine Symposium Berlin	Prof. Jaroslav Strejček	HIFU - technical development status and current data situation	Berlin, GERMANY	COMING UP FALL 2024
University of Siena Lecture	Prof. Paolo Casoni	HIFU for varicose veins	Sienna, ITALY	COMING UP FALL 2024
VEITHsymposium	Dr. Steve Elias	HIFU for varicose veins	New York, US	COMING UP NOVEMBER 2024
Venous Symposium Europe	Dr. Antonios Gasparis	HIFU for varicose veins	Athens, GREECE	COMING UP OCTOBER 2024
Federico II University of Naples Lecture	Prof. Paolo Casoni	HIFU for varicose veins	Naples, ITALY	COMING UP OCTOBER 2024
Congresso Internazionale di Flebologia	Prof. Paolo Casoni	High-intensity focused ultrasound in treating great saphenous vein incompetence: perioperative and 1 and 2-years outcomes	Bologna, ITALY	OCTOBER 2024
	Dr. Emanuele Nanni	Action of High Intensity Ultrasound (HIFU) on the vein wall: histopathological analysis		
Congrès de la Société Française de Médecine Vasculaire (SFMV)	Dr. Guillaume Stalnikiewicz	HIFU for varicose veins	Dijon, FRANCE	SEPTEMBER 2024
European Venous Forum (EVF) Meeting	Dr. Matteo Pizzamiglio	High Intensity Focused Ultrasound in treating great saphenous vein incompetence: perioperative and 1-year outcomes	Athens, GREECE	JUNE 2024
Benelux Society of Phlebology Congress	Prof. Mark Whiteley	Percutaneous ablation using high-intensity focused ultrasound	Genk, BELGIUM	JUNE 2024
	Dr. Luis Riera del Moral	High-intensity focused ultrasound	Burgos, SPAIN	JUNE 2024

2024 PRESENTATIONS: 18 events, 10 speakers, 8 countries *(to date)*

EVENT	SPEAKER	TITLE	LOCATION	DATE
Sorbonne Lecture	Dr. Guillaume Stalnikiewicz	HIFU for varicose veins	Paris, FRANCE	JUNE 2024
Venous Symposium	Dr. Steve Elias	High Intensity Focused Ultrasound: Multicenter Trial	New York, US	MAY 2024
Canadian Society of Phlebology Congress	Dr. Emanuele Nanni	HIFU: How it works and outcomes	Montreal, CANADA	MAY 2024
College of Phlebology UK Masterclass	Prof. Mark Whiteley	Mastering Venous Insufficiency with HIFU: The Ultimate Guide to Sonovein Echotherapy for Optimal Results	Guildford, UK	MAY 2024
	Dr. Guillaume Stalnikiewicz	HIFU: What it is, What it makes, and... What it takes!		
	Prof. Luis Izquierdo Lamoca	HIFU Efficiency in Leak Point Closure in the Chiva Procedure Description and 4 Years Result		
Vein in Venice Symposium	Dr. Guillaume Stalnikiewicz	High Intensity Focused Ultrasound (HIFU): Short- and mid-term results	Venice, ITALY	APRIL 2024
	Dr. Ruben Rodriguez Carvajal	High Intensity Focused Ultrasound		
Chiesi Farmaceutici Phlebological Meeting	Prof. Paolo Casoni	Role of high-intensity focused ultrasound intensity: experience at 2 years	Parma, ITALY	APRIL 2024
AFI DAY by the Italian Association of Phlebology	Prof. Paolo Casoni	Role of high-intensity focused ultrasound intensity: experience at 2 years	Perugia, ITALY	APRIL 2024
Italian Society of Aesthetic Medicine and Surgery (SIES)	Prof. Paolo Casoni	Role of high-intensity focused ultrasound intensity: experience at 2 years	Bologna, ITALY	FEBRUARY 2024
Find Your Algorithm (FYA) Congress	Prof. Mark Whiteley	Upcoming treatment in venous reflux	London, UK	JANUARY 2024

2023 PRESENTATIONS: 12 events, 10 speakers, 7 countries (part 1)

EVENT	SPEAKER	TITLE	LOCATION	DATE
International Meeting on Aesthetic Phlebology (IMAP)	Prof. Mark Whiteley	New insights into success and failure of Venous Ablation with Sonovein (HIFU) - WINNER OF THE HIROSHI MIYAKE AWARD	Sao Paulo, BRAZIL	DECEMBER 2023
French Society of Phlebology Congress	Dr. Guillaume Stalnikiewicz	Les HIFU sont-ils l'avenir du traitement des varices ? <i>[English] Is HIFU the future of varicose vein treatment?</i>	Paris, FRANCE	DECEMBER 2023
VEITHsymposium	Dr. Steve Elias	HIFU: What Do We Know And Report - Global Report	New York, US	NOVEMBER 2023
Endovascular Foundation SITE Symposium	Prof. Mark Whiteley	Echotherapy for varicose veins. What have we already learnt in last two years? Recorded case - Echotherapy with Sonovein. Advances to date	Barcelona, SPAIN	OCTOBER 2023
	Dr. Luis Izquierdo Lamoca	Spanish experience with echotherapy		
VIVA VEINS	Dr. Steve Elias	SONOVEIN technology presentation	Las Vegas, US	OCTOBER 2023
International Union of Phlebology (UIP) & American Venous Lymphatic Society (AVLS) Congress	Prof. Paolo Casoni	Action of High Intensity Focused Ultrasound (HIFU) on the Venous Wall: Histopathological Analysis	Miami, US	SEPTEMBER 2023
	Prof. Jaroslav Strejček	Innovations in Chronic Venous Disease Treatment		
	Dr. Steve Elias	Other Ablation Techniques Emerging Technology		
		Emerging Technologies: High Intensity Focused Ultrasound - Sonovein		
Dr. Ferdinand Steinbacher	First 28 patients with Sonovein HD			

2023 PRESENTATIONS: 12 events, 10 speakers, 7 countries *(part 2)*

EVENT	SPEAKER	TITLE	LOCATION	DATE
Egyptian Venous Forum	Dr. Ruben Rodriguez Carvajal	High Intensity Focused Ultrasound	Cairo, EGYPT	JULY 2023
Venous Symposium	Dr. Steve Elias	HIFU: What Do We Know And Report	New York, US	MAY 2023
Leading Innovative Vascular Education (LIVE) Venous Symposium (VS) European Chapter	Dr. Antonios Gasparis	Novel Technologies in Superficial Venous Disease Management	Corfu, GREECE	MAY 2023
European Venous Forum (EVF) Meeting	Dr. Emanuele Nanni	Action of HIFU on the venous wall: Histopathological analysis	Berlin, GERMANY	JUNE 2023
Symposium on Therapeutic Ultrasound	Bjoern Gerold, PhD	CURE-OP: Thermometry for Hyperthermia Treatments	Lyon, FRANCE	APRIL 2023
American Venous Forum (AVF) Congress	Dr. Antonios Gasparis	First In US Sonovein Trial: Final Results	San Antonio, US	FEBRUARY 2023
	Dr. Steve Elias			
	Dr. Ferdinand Steinbacher	First Experience with Sonovein HD		

2022 PRESENTATIONS: 10 events, 8 speakers, 6 countries (part 1)

EVENT	SPEAKER	TITLE	LOCATION	DATE
College of Phlebology UK E-meeting	Prof. Mark Whiteley	Special session dedicated to HIFU	Online UK	DECEMBER 2022
	Prof. Paolo Casoni	What is the HIFU procedure treating varicose veins?		
	Dr. Guillaume Stalnikiewicz	Which patients are the best fit for HIFU procedure?		
	Dr. Teresa Reyero Postigo	Why is Sonovein revolutionary in treating varicose veins?		
French Society of Phlebology	Dr. Guillaume Stalnikiewicz	Traitement non invasif des perforantes incontinentes par échothérapie : série de cas	Paris, FRANCE	DECEMBER 2022
	Dr. Maxime de Deken			
	Prof. Paolo Casoni	HIFU can change phlebology: the Italian experience in 80 cases		
VEITHsymposium	Prof. Mark Whiteley	Truncal Ablation of the Saphenous Venous System	New York, US	NOVEMBER 2022
Focused Ultrasound Foundation International Symposium 2022	Dr. Steve Elias	Top-line results from 20 patients treated with SONOVEIN® HD	Rockville, US	OCTOBER 2022
	Dr. Ruben R. Carvajal	Preliminary results on 47 patients treated with SONOVEIN® S		
VIVA VEINS	Dr. Steve Elias	First patients treated with SONOVEIN®	Las Vegas, US	OCTOBER 2022

2022 PRESENTATIONS: 10 events, 8 speakers, 6 countries (part 2)

EVENT	SPEAKER	TITLE	LOCATION	DATE
American Vein & Lymphatic Society (AVLS)	Dr. Steve Elias	HIFU for Great Saphenous Vein Incompetence: First Initial US Expérience and Results	New Orleans, US	OCTOBER 2022
Spanish Society For Surgical Research	Dr. Teresa Reyero Postigo	High Intensity Focused Ultrasound for Varicose Veins	Gijón, SPAIN	SEPTEMBER 2022
Congrès de la Société Française de Médecine Vasculaire (SFMV)	Dr. Maxime de Deken	Traitement non-invasif des veines perforantes incontinentes par échothérapie : série de cas	Toulouse, FRANCE	SEPTEMBER 2022
International Union of Phlebology (UIP) Congress	Prof. Mark Whiteley	Thermal, nonthermal or HIFU in 2022	Istanbul, TURKEY	SEPTEMBER 2022
	Prof. Paolo Casoni	HIFU how ultrasounds can change phlebology: the Italian experience in 80 cases		
	Prof. Jaroslav Strejček	HIFU: a revolutionary step on the way to non-invasive treatment of varicose veins		
	Dr. Teresa Reyero Postigo	HIFU Efficiency in leak point closure in the conservative hemodynamic treatment of venous insufficiency		
Swiss Vein days	Dr. Guillaume Stalnikiewicz	Sonovein treatments results: 95% occlusion rate	Bruderholz, SWITZERLAND	JUNE 2022

2021 PRESENTATIONS: 7 events, 3 speakers, 6 countries

EVENT	SPEAKER	TITLE	LOCATION	DATE
VEITHsymposium	Prof. Mark Whiteley	HIFU: Is it ready for Prime Time? Tips, Tricks and Limitations: HIFU	Orlando, US	NOVEMBER 2021
Paris Vascular Insights	Prof. Mark Whiteley	Treatment of saphenous veins with HIFU	Paris, FRANCE	OCTOBER 2021
Egyptian Venous Forum	Prof. Mark Whiteley	Stop surgery and go HIFU for the treatment of varicose veins	Alexandria, EGYPT	OCTOBER 2021
Congresso Internazionale di Flebologia	Prof. Paolo Casoni	HIFU (High Intensity Focused Ultrasound): how ultrasounds can change phlebology: mechanism of action and future indications	Bologna, ITALY	SEPTEMBER 2021
Congrès de la Société Française de Médecine Vasculaire (SFMV)	Dr. Maxime de Deken	Innovation thérapeutique dans la maladie veineuse chronique : premiers résultats de l'échothérapie ou traitement par ultrasons focalisés de haute intensité (HIFU) échoguidés	Cannes, FRANCE	SEPTEMBER 2021
Kazakhstan Venous Forum	Prof. Mark Whiteley	Early results of Sonovein and Sonovein S (High Intensity Focused Ultrasound) treatment of varicose veins	Online KHAZAKHSTAN	MAY 2021
Venous Association of India Conference (VAICON)	Prof. Mark Whiteley	Sonovein and Sonovein S - How I do it	Online INDIA	JANUARY 2021

2019-20 PRESENTATIONS: 13 events, 1 speaker, 9 countries

EVENT	SPEAKER	TITLE	LOCATION	DATE
16 th UCCVS	Prof. Mark Whiteley	The Latest and Most Revolutionary Echotherapy Treatment for Varicose Veins and Venous Leg Ulcers: SONOVEIN	Antalya, TURKEY	OCTOBER 2020
International Union of Phlebology (UIP) Webinar	Prof. Mark Whiteley	HIFU - The Good, the Bad and The Ugly	Online	AUGUST 2020
American Vein & Lymphatic Society (AVLS) Congress	Prof. Mark Whiteley	Six months outcomes from high intensity focused Ultrasound (HIFU) closure of incompetent saphenous and perforator veins	Online US	JULY 2020
SBACVES Sociedade	Prof. Mark Whiteley	High Intensity Focused Ultrasound (HIFU) closure of Varicose Veins - Echotherapy (Sonovein)	Online BRAZIL	JULY 2020
EgyVasc Virtual Conference	Prof. Mark Whiteley	Is HIFU the future of Varicose Veins Ablation?	Online EGYPT	JUNE 2020
IMAP X Live 2020	Prof. Mark Whiteley	Is HIFU the future of Varicose Veins Ablation?	Online BRAZIL	MAY 2020
Sonovein Echotherapy Webinar	Prof. Mark Whiteley	Echotherapy Treatment of Varicose Veins using Sonovein (HIFU)	Online UK	APRIL 2020
Venous Association of India Conference (VAICON)	Prof. Mark Whiteley	Description of a new technique: Sonovein Indications and Results	Mumbai, INDIA	JANUARY 2020
Controversies & Updates in Vascular Surgery (CACVS)	Prof. Mark Whiteley	Description of a new technique the Sonovein: indications, results	Paris, FRANCE	JANUARY 2020
Society Vascular Technologists (SVT) Meeting	Prof. Mark Whiteley	The role of ultrasound and the vascular technologist in High Intensity Focused Ultrasound (HIFU) treatment for venous incompetence - 1ST PRIZE WINNER	Manchester, UK	NOVEMBER 2019
American Vein & Lymphatic Society (AVLS) Congress	Prof. Mark Whiteley	High Intensity Focused Ultrasound (HIFU) in the Treatment of Incompetent Superficial Veins and Perforating Veins: a Report of our Early Experience - 2ND PRIZE WINNER	Phoenix, US	NOVEMBER 2019
Middle East Venous Forum	Prof. Mark Whiteley	Early report of High Intensity Focused Ultrasound (HIFU) in the treatment of varicose veins	Abu Dhabi, UAE	OCTOBER 2019
Northern European Endovenous Forum (NEEF)	Prof. Mark Whiteley	Novel thermal techniques for the treatment of superficial venous reflux - Endovenous Microwave Ablation (EMWA) and High Intensity Focused Ultrasound (HIFU)	Riga, LATVIA	AUGUST 2019

FOLLOW US ON LINKEDIN FOR UPDATES



THERACLION

244 av. Pierre Brossolette
92240 Malakoff

T +33 1 55 48 90 70

E contact@theraclion.com