

SONOVEIN[®]

TREATING VARICOSE VEINS

WITHOUT SURGERY

The first & only robotic solution
for non-invasive echotherapy



no catheters
no chemical injections
no incisions


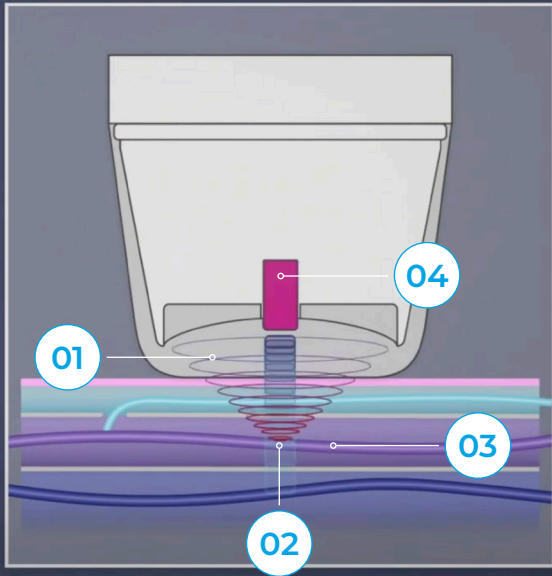
WHAT IS ECHOTHERAPY?

Echotherapy is a non-invasive treatment alternative for varicose veins without catheter insertion, injection of chemicals or incisions, using therapeutic ultrasound. This results into a treatment without any scars and without a risk of infection.

Echotherapy allows an immediate return to normal daily activities and for some patients, for example those with hemorrhage risks or certain patients with recurrences from previous treatment, echotherapy may be the only possible choice.

From a histological perspective, vein ablation by echotherapy and radiofrequency display identical features – with the significant benefit of echotherapy being completely non-invasive.¹





SONOVEIN – HOW IT WORKS

SONOVEIN is a unique echotherapy solution, combining therapeutic ultrasound and ultrasound for monitoring.

01

The high-intensity ultrasound beam is focused on the vein like through a magnifying glass.

02

As the thermal energy is delivered, the vein shrinks and is sealed closed, similar to other endothermal methods – but non-invasively.

03

The treatment along the vein is steered automatically via a touch screen monitor.

04

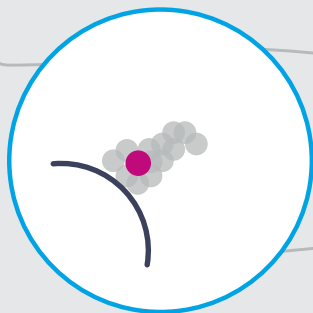
An in-beam linear ultrasound probe allows visualization of the vein in real-time and insures optimal accuracy.

SONOVEIN PROVIDES VIRTUALLY LIMITLESS ACCESS

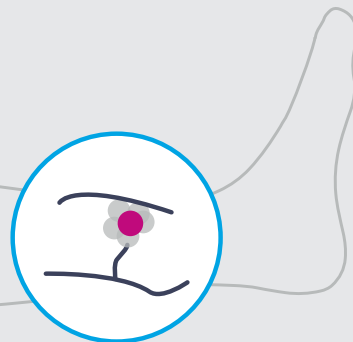
Treatment of big or small,
straight or tortuous veins



Stump treatment
with neovascularization or recanalization



Perforator treatment
even in presence of open ulcers



IMPLEMENTING A SONOVEIN ECHOTHERAPY PROGRAM

SONOVEIN is a breakthrough innovation which allows treatment of insufficient veins of the lower limb in a **non-sterile environment**. It **doesn't need any additional accessories** such as guide wires, puncture kits or catheters.

SONOVEIN can be **operated by a single person**. **No wake-up rooms or hospital beds** are required as patients can resume their normal daily activities immediately after treatment.²



”

Echotherapy is a medical breakthrough which allows us for the first time in history to treat the patient from the outside. This completely changes the patient experience and eradicates the risks related to invasive surgery or laser treatments.

Professor Mark Whiteley,
founder of the Whiteley Clinic, London, UK



CONTACT INFORMATION

THERACLION S. A.

244, avenue Pierre Brossolette
92240 Malakoff
France

T +33 (0) 155 48 90 70

F +33 (0) 155 48 90 78

E contact@theraclion.com

www.theraclion.com

¹ Comparison of HIFU and RF-Induced Lesions in Animal Tissues, Project Number HEG18-679, Alizée Pathology (Thurmont, USA).

² Clinical trial sponsored by Theraclion and conducted on 50 patients in Melk, Austria. 2017-2018. Data on file, Theraclion.

SONOVEIN® is a class IIb medical device (according to directive 93/42/EEC) designed and marketed by Theraclion. SONOVEIN® has received CE-mark for coagulation of blood vessels in patients with superficial vein reflux – CE n° 2797. Not covered by statutory health insurance schemes in Europe. Not FDA approved, not available for sale in the U.S.

Before use, read the instruction for use carefully. Non-contractual pictures.

THC903418-A